

- it is obligatory to verify the free space required beneath the user at the workplace before each occasion of use the fall arrest system, so that, in the case of a fall, there will be no collision with the ground or other obstacle in the fall path. The required value of the free space should be taken from instruction manual of used equipment.
- there are many hazards that may affect the performance of the equipment and corresponding safety precautions that have to be observed during equipment utilization, especially: - trailing or looping of lanyards or lifelines over sharp edges, - any defects like cutting, abrasion, corrosion, - climatic exposure, - pendulum falls, - extremes of temperature, - chemical reagents, - electrical conductivity.
- personal protective equipment must be transported in the package (e.g.: bag made of moisture-proof textile or foil bag or cases made of steel or plastic) to protect it against damage or moisture.
- the equipment can be cleaned without causing adverse effect on the materials in the manufacture of the equipment. For textile products use mild detergents for delicate fabrics, wash by hand or in a machine and rinse in water. Plastic parts can be cleaned only with water. When the equipment becomes wet, either from being in use or when due cleaning, it shall be allowed to dry naturally, and shall be kept away from direct heat. In metallic products some mechanic parts (spring, pin, hinge, etc.) can be regularly slightly lubricated to ensure better operation.
- Other maintenance and cleaning procedures should be adhered to detailed instructions stated in the manual of the equipment.
- personal protective equipment should be stored loosely packed, in a well-ventilated place, protected from direct light, ultraviolet degradation, damp environment, sharp edges, extreme temperatures and corrosive or aggressive substances.

IT IS THE RESPONSIBILITY OF THE USER ORGANISATION TO PROVIDE THE IDENTITY CARD AND TO FILL IN THE DETAILS REQUIRED. THE IDENTITY CARD SHOULD BE FILLED IN BEFORE THE FIRST USE BY A COMPETENT PERSON, RESPONSIBLE IN THE USER ORGANIZATION FOR PROTECTIVE EQUIPMENT. ANY INFORMATION ABOUT THE EQUIPMENT LIKE PERIODIC INSPECTIONS, REPAIRS, REASONS OF EQUIPMENT'S WITHDRAWN FROM USE SHALL BE NOTED INTO THE IDENTITY CARD BY A COMPETENT PERSON. THE IDENTITY CARD SHOULD BE STORED DURING A WHOLE PERIOD OF EQUIPMENT UTILIZATION. DO NOT USE THE EQUIPMENT WITHOUT THE IDENTITY CARD. ALL RECORDS IN THE IDENTITY CARD CAN BE FILLED IN ONLY BY A COMPETENT PERSON.

IDENTITY CARD

MODEL AND TYPE OF EQUIPMENT		REF. NUMBER	
SERIAL NUMBER		DATE OF MANUF.	
USER NAME			
DATE OF PURCHASE		DATE OF PUTTING INTO OPERATION	

PERIODIC EXAMINATION AND REPAIR HISTORY

Rec. No.	DATE	REASON FOR ENTRY PERIODIC EXAMINATION OR REPAIR	DEFECTS NOTED, REPAIRS CARRIED OUT AND OTHER RELEVANT INFORMATIONS	NAME AND SIGNATURE OF COMPETENT PERSON	PERIODIC EXAMINATION NEXT DUE DATE
1					
2					
3					
4					
5					
6					
7					
8					
9					

PROTEKT, 93-403 LODZ,
ul. Starorudzka 9, POLAND,
TEL: (48 42) 680 20 83, FAX: (48 42) 680 20 93
www.protekt.com.pl

Notified body, at which the European certification was issued and which supervises the production of the equipment:
APAVE SUDEUROPE SAS - 8 rue Jean-Jacques Vernazza - Z.A.C. Saumaty-Séon
CS-60193 - 13322 MARSEILLE Cedex 16, France - No. 0082



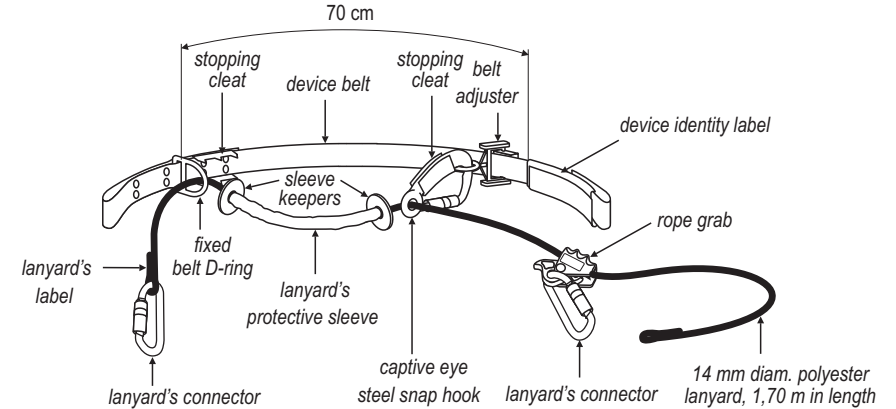
Instruction manual
CAREFULLY READ THE INSTRUCTION
MANUAL BEFORE USING THE DEVICE

CE 0082 EN 358:1999

**WORK
POSITIONING
DEVICE**

PROTEKT
PROT-90
Ref. AF 190

PROT-90 work positioning device is the component of personal protective equipment against falls from a height. The device is intended to be used on wood round poles (pole diameter from 14 cm to 40 cm). The device conforms with the EN 358:1999 - Personal protective equipment for work positioning and prevention of falls from a height. Belts for work positioning and restraint and work positioning lanyards.



CONTENT OF THE DEVICE IDENTITY LABEL

WORK POSITIONING DEVICE — type of the device
PROT-90 — model marking
Ref. AF 190 — device reference number
DATE OF MANUFACTURE: MM/YYYY — month/year of manufacture
SERIAL NUMBER: XXX XXX — device serial number

EN 358:1999 — European standard (number:year)
i — caution: read the manual before use

CE 0082 — CE marking with identity number of the notified body supervising the production of the equipment

CONTENT OF THE LANYARD LABEL

LANYARD FOR PROT-90 WORK POSITIONING DEVICE — type of the device
Ref. AF 901 — lanyard's reference number
LENGTH: X,X m — lanyard's length
DATE OF MANUFACTURE: MM/YYYY — month/year of manufacture
SERIAL NUMBER: XXX XXX — lanyard's serial number

PROTEKT — name of the manufacturer or distributor

Periodic inspections

The device must be inspected at least once every 12 months from the date of first use. Periodic inspections must only be carried out only by a competent person who has the knowledge and training required for personal protective equipment periodic inspections. Depending upon the type and environment of work, inspections may be needed to be carried out more frequently than once every 12 months. Every periodic inspection must be recorded in the Identity Card of the equipment.

Maximum lifespan of the equipment

The maximum lifespan of the device PROT-90 is 10 years from the date of manufacture.

Withdrawal from use

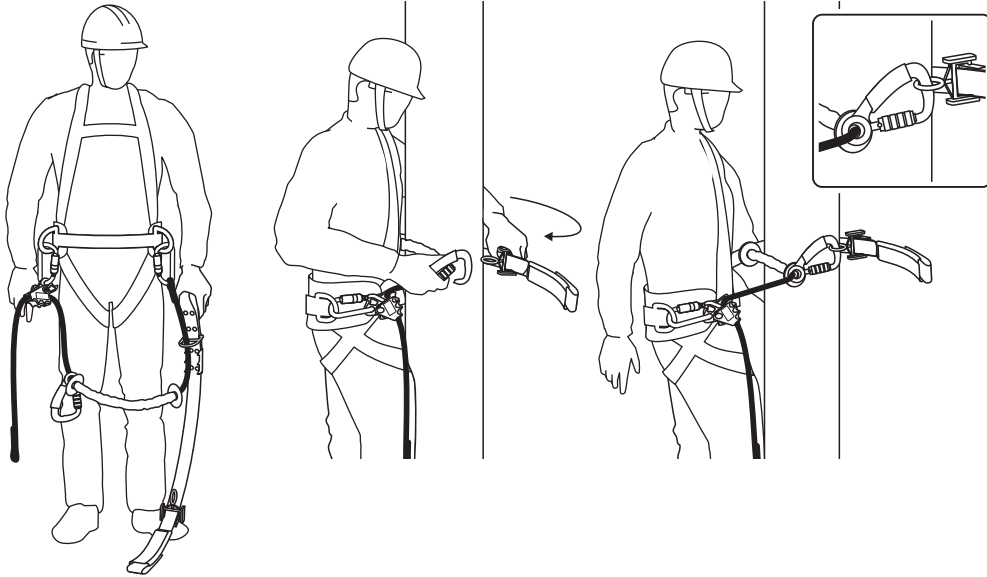
The device must be withdrawn from use immediately and destroyed (to avoid accidental reuse of rejected item) when it fails to pass the inspection or there are any doubt as to its reliability.

ATTENTION: The device PROT-90 maximum lifetime depends on the intensity of usage and the environment of usage. Using the device in rough environment, marine environment, contact with sharp edges, exposure to extreme temperatures or aggressive substances, etc. can lead to the withdrawal from use even after one use.

CONNECTING THE DEVICE TO THE POLE

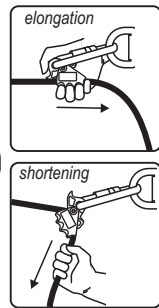
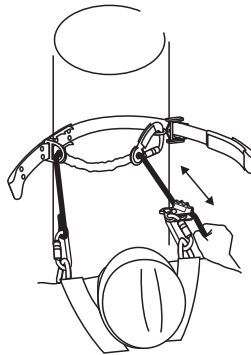
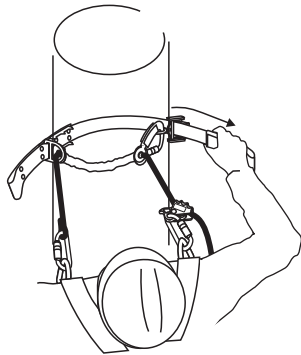
Attach both lanyard's connectors to the side-positioning D-rings.

Attach the captive eye snap hook to the belt adjuster.



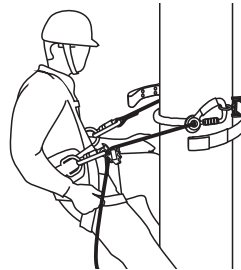
Adjusting the device to the diameter of the pole

Adjusting the proximity of the user to the pole



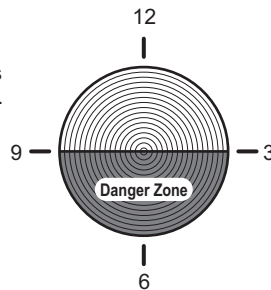
The device should be connected to the pole to assure a stable work position and restrict a maximum free fall of the worker to 0,6 m.

The device shall be connected to the pole at or above user's waist level.



Stopping Cleat Position

IMPORTANT: The Stopping Cleats must be always kept at the three o'clock and nine o'clock positions. Never allow the Stopping Cleats to be put in a position that is located in the Danger Zone.



CAUTION:

- using the device PROT-90 in connection with fall arrest system must be compatible with use instructions of the fall arrest systems and obligatory standards:
 - EN 361 - for full body harness
 - EN 358 - for work positioning belts
 - EN 354, EN 355, EN 353-1, EN 353-2, EN 360, EN 362 - for the fall arrest systems.
- work positioning device PROT-90 is not the fall arresting device and it shall not be used for fall arrest purpose. The independent fall arrest system must be used in situations where the risk of fall from a height exists.**

THE ESSENTIAL PRINCIPLES FOR USERS OF PERSONAL PROTECTIVE EQUIPMENT AGAINST FALLS FROM A HEIGHT

- personal protective equipment shall only be used by a person trained and competent in its safe use.
- personal protective equipment must not be used by a person with medical condition that could affect the safety of the equipment user in normal and emergency use.
- a rescue plan shall be in place to deal with any emergencies that could arise during the work.
- being suspended in PPE (e.g. arresting a fall), beware of suspension trauma symptoms.
- to avoid symptoms of suspension trauma, be sure that the proper rescue plan is ready for use. It is recommended to use foot straps.
- it is forbidden to make any alterations or additions to the equipment without the manufacturer's prior written consent.
- any repair shall only be carried out by equipment manufacturer or his certified representative.
- personal protective equipment shall not be used outside its limitations, or for any purpose other than that for which it is intended.
- personal protective equipment should be a personal issue item.
- before use ensure about the compatibility of items of equipment assembled into a fall arrest system. Periodically check connecting and adjusting of the equipment components to avoid accidental loosening or disconnecting of the components.
- it is forbidden to use combinations of items of equipment in which the safe function of any one item is affected by or interferes with the safe function of another.
- before each use of personal protective equipment it is obligatory to carry out a pre-use check of the equipment, to ensure that it is in a serviceable condition and operates correctly before it is used.
- during pre-use check it is necessary to inspect all elements of the equipment in respect of any damages, excessive wear, corrosion, abrasion, cutting or incorrect acting, especially take into consideration:
 - in full body harnesses and belts - buckles, adjusting elements, attaching points, webbings, seams, loops;
 - in energy absorbers - attaching loops, webbing, seams, casing, connectors;
 - in textile lanyards or lifelines or guidelines - rope, loops, thimbles, connectors, adjusting element, splices;
 - in steel lanyards or lifelines or guidelines - cable, wires, clips, ferrules, loops, thimbles, connectors, adjusting elements;
 - in retractable fall arresters - cable or webbing, retractor and brake proper acting, casing, energy absorber, connector;
 - in guided type fall arresters - body of the fall arrester, sliding function, locking gear acting, rivets and screws, connector, energy absorber;
 - in connectors - main body, rivets, gate, locking gear acting.
- after every 12 months of utilization, personal protective equipment must be withdrawn from use to carry out periodical detailed inspection. The periodic inspection must be carried out only by a competent person for periodic inspection. In case of some types of the complex equipment e.g. some types of retractable fall arresters the annual inspection can be carried out only by the manufacturer or his authorized representative.
- regular periodic inspections are the essential for equipment maintenance and the safety of the users which depends upon the continued efficiency and durability of the equipment.
- during periodic inspection it is necessary to check the legibility of the equipment marking.
- it is essential for the safety of the user that if the product is re-sold outside the original country of destination the reseller shall provide instructions for use, for maintenance, for periodic examination and for repair in language of the country in which the product is to be used.
- personal protective equipment must be withdrawn from use immediately when any doubt arise about its condition for safe use and not used again until confirmed in writing by equipment manufacturer or his representative after carried out the detailed inspection.
- personal protective equipment must be withdrawn from use immediately and destroyed (or another procedures shall be introduced according detailed instruction from equipment manual) when it have been used to arrest a fall.
- a full body harness (conforming to EN 361) is the only acceptable body holding device that can be used in a fall arrest system. in full body harness use only attaching points marked with big letter "A" to attach a fall arrest system.
- the anchor device or anchor point for the fall arrest system should always be positioned, and the work carried out in such a way, as to minimise both the potential for falls and potential fall distance. The anchor device/point should be placed above the position of the user. The shape and construction of the anchor device/point shall not allowed to self-acting disconnection of the equipment. Minimal static strength of the anchor device/point is 12 kN. It is recommended to use certified and marked structural anchor point complied with EN795