

GENERAL CONDITIONS OF THE HORIZONTAL LIFELINE LP 120 UTILIZATION

- 1 **IDENTITY CARD** - should be filled in by a competent person and kept during whole period of the horizontal lifeline using.
- 2 **FIRST USE** - fill in the Identity Card.
- 3 **PERIOD INSPECTIONS** - annual inspection must be done by a competent person. Whole parts of the horizontal lifeline LP 120: the rope tensioner, snap hooks, ropes, splices, must be controlled in respect of mechanical, chemical and thermal defects. The result of inspection must be recorded in Identity Card.
- 4 **OUT OF SERVICE** - the horizontal lifeline LP 120 must be out of service and destroyed after being used to arrest a fall.
The horizontal lifeline LP 120 must be out of service and sent to manufacturer or their representation when any defects will appear during annual or everyday use inspection. Out of service must be done by a competent person.
- 5 **TIME OF USAGE** - there is no limit of usage of the rope grab but after first five years of using must be made a subject to fabric control.
The fabric control can be made by:
 - manufacturer
 - or person recommended by manufacturer
 - or company recommended by manufacturer.
 During fabric control will be established time of usage of the working rope tensioner till next fabric control.
Working and connecting rope must be out of service and destroyed after five years of usage.
- 6 **STORAGE** - the horizontal lifeline LP 120 must be stored in a dry, ventilated, room temperature and free of sun places.
- 7 **CLEANING** - clean the horizontal lifeline LP 120 in a warm water and household soap. Do not use any acid or basic solvents. After cleaning the harness must be natural dry far away from any fire and heat.
- 8 **REPAIRS** - it is strictly forbidden to make any repairs and modifications to the horizontal lifeline LP 120 by yourself.
- 9 **TRANSPORT** - the horizontal lifeline LP 120 must be transported in the package (for example: impregnated textile, foil bag or plastic, steel box) avoid moisture mechanical and chemical or others defects.

IT IS THE RESPONSIBILITY OF THE USER ORGANISATION TO PROVIDE THE IDENTITY CARD AND TO FILL IN THE DETAILS REQUIRED.
THE IDENTITY CARD SHOULD BE FILLED IN BEFORE THE FIRST USE BY A COMPETENT PERSON, RESPONSIBLE IN THE USER ORGANIZATION FOR PROTECTIVE EQUIPMENT.
ANY INFORMATION ABOUT THE EQUIPMENT LIKE PERIODIC INSPECTIONS, REPAIRS, REASONS OF EQUIPMENT'S WITHDRAWN FROM USE SHALL BE NOTED INTO THE IDENTITY CARD BY A COMPETENT PERSON.
THE IDENTITY CARD SHOULD BE STORED DURING A WHOLE PERIOD OF EQUIPMENT UTILIZATION.
DO NOT USE THE EQUIPMENT WITHOUT THE IDENTITY CARD.
ALL RECORDS IN THE IDENTITY CARD CAN BE FILLED IN ONLY BY A COMPETENT PERSON.

IDENTITY CARD

MODEL AND TYPE OF EQUIPMENT					
REF. NUMBER					
SERIAL NUMBER	DATE OF MANUF.				
USER NAME					
			DATE OF FIRST USE		
DATE OF PURCHASE					
PERIODIC EXAMINATION AND REPAIR HISTORY					
	DATE	REASON FOR ENTRY PERIODIC EXAMINATION OR REPAIR	DEFECTS NOTED, REPAIRS CARRIED OUT AND OTHER RELEVANT INFORMATIONS	NAME AND SIGNATURE OF COMPETENT PERSON	PERIODIC EXAMINATION NEXT DUE DATE
1					
2					
3					
4					

Instruction Manual

PROTEKT®

ADJUSTABLE HORIZONTAL LIFELINE LP 120

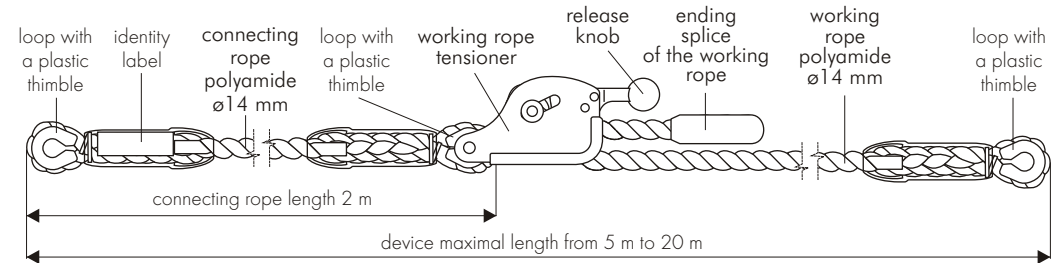
EN 795:1996
CLASS B

CE 0082 Ref. LP 120 xx

The adjustable horizontal lifeline LP 120 is a component of a personal fall arrest equipment. It should be used in situation when the worker has to move often in horizontal plane.
The adjustable horizontal lifeline LP 120 is a temporary anchor device type and is tested and complied with EN 795.
The adjustable horizontal lifeline LP 120 is the protection for a single person only.

BASIC EQUIPMENT

- Working rope tensioner made of stainless steel
- Working rope made of polyamide rope $\varnothing 14$ mm
- Connecting rope made of polyamide rope $\varnothing 14$ mm of length 2 m



ATTENTION!

The adjustable horizontal lifeline LP 120 can be equipped only with certified (according to EN 362) snap hooks.

CONTENT OF THE DEVICE IDENTITY LABEL

	Adjustable Horizontal LIFELINE POLYAMIDE LP 120 xx LENGTH XX m Date of manufacture: 01.2003 Serial number: 0001 CE 0082 EN 795:1996 CLASS B PROTEKT®	name (type) of the device reference number of the device* month/year of the device manufacture European standard number, year and class marking of the manufacturer or distributor
material		
number of the manufacturing series		
CE mark and number of the identity number of notified body inspecting manufacture of the equipment (the article 11)		

*) xx - code of length
for example: xx=20 - device length 20 m

PROTEKT
93-403 Lodz
ul. Starorudzka 9
POLAND

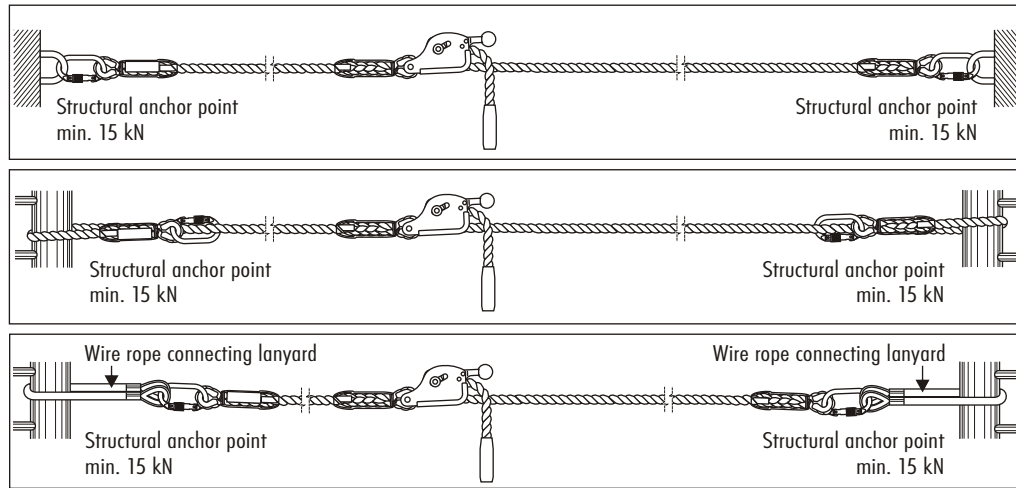
tel.: (+48 42) 680 20 83
fax: (+48 42) 680 20 93
e-mail: protekt@protekt.com.pl

EC type examination carried out by
CETE APAVE SUDEUROPE, BP 193,
13322 Marseille, France - 0082

METHODS OF CONNECTING THE HORIZONTAL LIFELINE TO THE STRUCTURAL ANCHOR POINTS

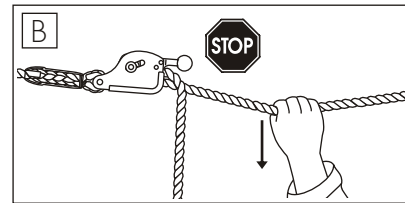
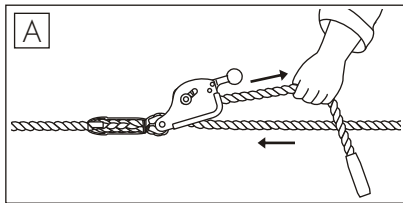
Attention!

- The shape of the structural anchor points should not let self-acting disconnection of the lifeline.
- The structural anchor point mustn't have sharp edges which could damage the lifeline.



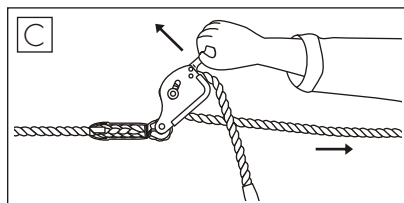
ADJUSTING THE LENGTH AND THE TENSION OF THE HORIZONTAL LIFELINE

- The tension of the horizontal lifeline LP 120 is made by hand force. Pull the free ending of the working rope by hand in the direction of structural anchor point of working rope - see drawing A.
- Check a locking of the working rope inside the rope tensioner by pulling the working rope - drawing B. The correctly tensioned working rope shouldn't release from the tensioner.



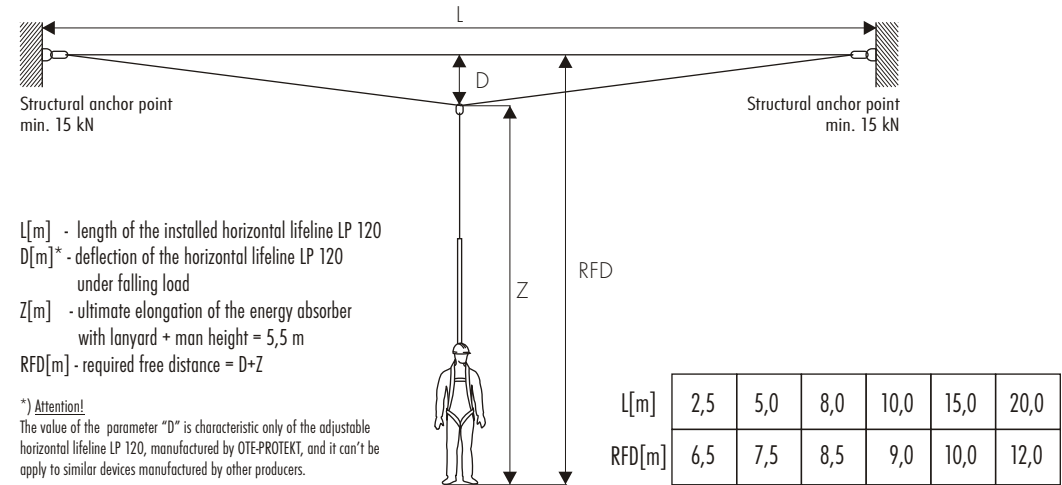
DISASSEMBLY OF THE HORIZONTAL LIFELINE

- To disassemble the lifeline raise the rope tensioner by pulling up release knob - see the drawing C. The tension of the rope will release automatically.



BASIC RULES OF USING THE ADJUSTABLE HORIZONTAL LIFELINE LP 120

- the horizontal lifeline must only be used by a person previously trained for working at heights.
- the horizontal lifeline is a personal equipment and should be used by one worker.
- before use the fall arrest system, the rescue operation must be introduced to avoid any danger that can happen during using the equipment.
- the horizontal lifeline should be placed above the user.
- before each use, a close visual examination of the rope tensioner, snap hooks, ropes, splices, must be done in respect of mechanical, chemical and thermal defects. The examination must be done by a person who is going to use the horizontal lifeline. In the case of any defect or doubt of correct condition of the horizontal lifeline, do not use it.



- if there is no possibility to assemble the horizontal lifeline avoiding the sag of rope, we are obliged to add a value of sag to the parameter RFD from the above table.
- when a calculated value of the RFD is higher than free distance at the particular working place we have to:
 - employ an energy absorber with lanyard with shorter entire length;
 - employ a permanent fall arrest system with rigid lifeline.
- using the horizontal lifeline, in connection with fall arrest system, must be compatible with manual instructions of the fall arrest systems and obligatory standards:
 - EN354 - for the safety lanyards;
 - EN355 - for the energy absorbers;
 - EN361 - for the safety harness;
 - EN362 - for the connectors.
- it is strictly forbidden using the horizontal lifeline in the explosion zone.
- during using the horizontal lifeline must be protected from a contact with oils, acids, solvents, basics, open fire, hot metal drops and sharp edges. We should avoid using the lifeline in the dust laden and greasy environment.
- the energy absorber with lanyard is the only fall arrest subassembly which can be used to connect the worker safety harness to the horizontal lifeline LP 120.
- adjustable horizontal lifeline LP 120 has been tested to the standard EN 795 and is appropriate for single person use with certified energy absorber (according to EN355).
- it is strictly forbidden using any retractable type fall arresters or guided type fall arresters instead of the energy absorber with lanyard.
- it is strictly forbidden making any modifications to the horizontal lifeline by yourself.